


Sowing the Seeds of Understanding

The Foundation

New York Farm Bureau
Foundation for Agricultural Education, Inc.



*A selection of
APPLE fun sheets
from our
"Journey" Teacher Packet.*



*Take A Classroom Journey
From Orchard to Table*

*Call us to set up
an Ag Interpreter visit.*

800-342-4143





Cornell Agricultural Outreach and Education



Sowing the Seeds of Understanding

The Foundation

New York Farm Bureau
Foundation for Agricultural Education, Inc.

New York Agriculture in the Classroom Journey from Orchard to Table Food System Lesson

New York Agriculture in the Classroom and the New York Farm Bureau Foundation for Agricultural Education is partnering on a classroom lesson that is presented by volunteer agriculture interpreters (Farm Bureau members, Cooperative Extension Educators, FFA or 4-H members, and others).

Journey from Orchard to Table is a 30-minute interactive lesson for fifth grade classes, and can be adjusted for any audience level. The lesson utilizes a bushel basket of props that enhance learning about the food system of an apple. The journey that an apple takes from orchard to consumer is traced by the students, who will act out the various roles throughout the food system – scientist, grower, processing plant manager, truck driver, chef, grocery store produce manager, consumer, and more. New York State Learning Standards are addressed in the areas of Science, ELA, Career Development, and Social Studies.

A teacher packet is provided that includes: additional lessons to extend learning on concepts introduced, background information, and matrices that indicate alignment with NYS Learning Standards and national food & fiber systems literacy benchmarks.

If you would like to arrange for a classroom presentation, contact Sandie Prokop, Managing Director of the Farm Bureau Foundation for Agricultural Education, at 1-800-342-4143 or sprokop@nyfb.org.

I would like to set up a classroom visit:

Name.....

School.....

County.....

Phone.....


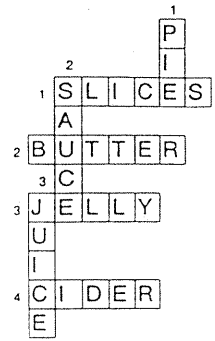
Email.....



New York Agriculture in the Classroom
Department of Horticulture, Cornell University
Ithaca, NY 14853
607.255.9253 - www.agclassroom.org/ny

New York Farm Bureau Foundation for Agricultural Education
P.O. Box 5330
Albany, NY 12205-0330
800-342-4143 - <http://www.nyfbfoundation.org>

APPLE FOODS WORD PUZZLE



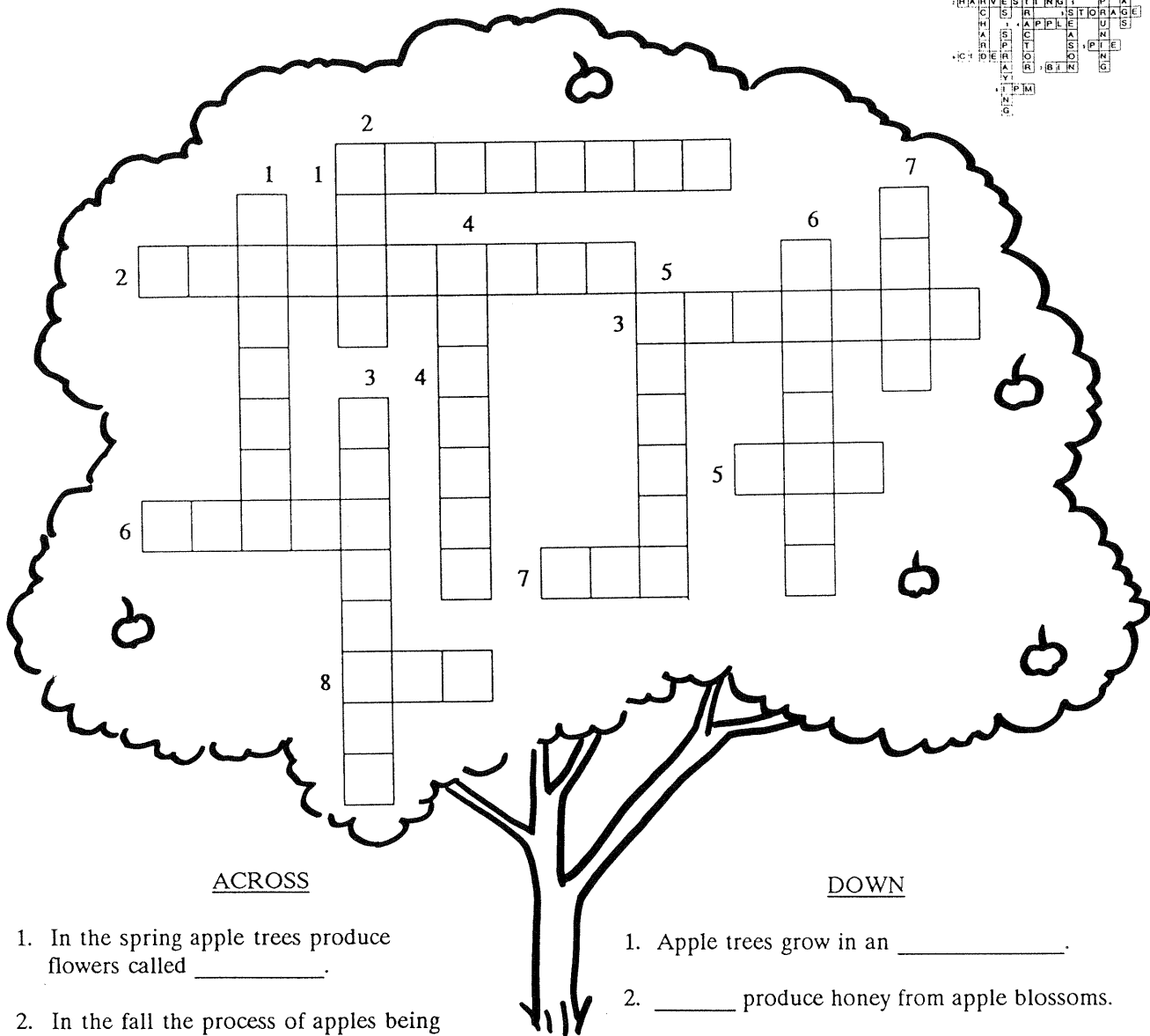
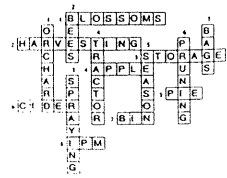
ACROSS

1. You cut apple pie into _____.
2. Apple _____ can be spread on toasted bread as a morning snack.
3. You can spread on bread to make a peanut butter and _____ sandwich.
4. Freshly pressed apples produce _____.

DOWN

1. People love a fresh baked apple _____.
2. Many people like apple _____ as a dessert or a snack.
3. Apple cider that has been filtered and pasturized is called apple _____.

ORCHARD WORD PUZZLE



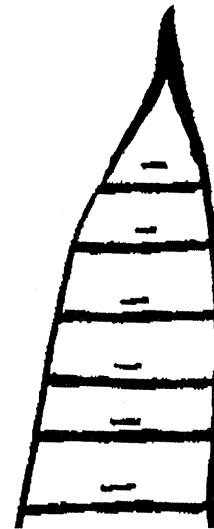



ACROSS

1. In the spring apple trees produce flowers called _____.
2. In the fall the process of apples being picked from trees is called _____.
3. After apples are picked, they are placed in refrigerated _____.
4. The fruit from the apple tree is called an _____.
5. An apple _____ is the result of baking apple slices in a dough crust.
6. The liquid made from freshly pressed apples is called _____.
7. A wooden _____ is used to transport and store apples.
8. Integrated pest management.

DOWN

1. Apple trees grow in an _____.
2. _____ produce honey from apple blossoms.
3. _____ is used to control harmful insects and diseases.
4. Farmers use a _____ to pull wagons, sprayers, and tree planters.
5. The work at an apple orchard changes with each _____ of the year.
6. During the cold months, apple trees have their branches trimmed to control tree growth. The process is called _____.
7. Paper and plastic _____ are used by people to take fresh apples home.

APPLE WORDS



1. FILL IN THE LETTERS OF EACH WORD THAT DESCRIBE THE OBJECT.
2. Unscramble the words and name the objects.

plpae

riecd

drela

etre

ibn


ipe

APPLE MATCHING

DRAW A LINE TO CONNECT THE MATCHING WORD OR WORDS WITH SIMILAR MEANINGS.

Example:

Boy		Woman
Girl		Man



Apple

Juice

Orchard

Insect

Harvest

Farm

Bee

Flower


Cider

Pick Apples


Blossom

Fruit

APPLE WORD FIND



T	M	Y	G	O	B	O	X	R	B	I	N	Q	U	E	S	V
D	G	R	S	H	L	A	D	D	E	R	X	I	P	M	T	L
E	S	E	A	S	O	N	S	T	E	M	G	C	I	B	O	C
F	O	F	G	L	S	N	Q	W	O	B	R	S	C	G	R	I
T	H	R	A	E	S	Z	E	B	Z	G	H	R	K	F	A	C
Z	E	A	P	R	O	L	R	Y	F	K	D	A	P	P	G	H
Y	O	X	P	C	M	I	H	A	D	O	R	C	P	N	E	M
P	B	A	L	C	F	E	A	G	G	C	R	W	V	C	Q	Z
C	I	D	E	R	S	T	R	U	W	E	D	C	P	O	Y	P
Z	O	E	F	V	C	D	V	I	D	R	E	R	H	L	P	F
S	I	U	W	E	S	J	E	L	L	Y	O	N	M	A	D	O
K	P	L	N	X	F	W	S	R	Y	G	H	V	T	R	R	O
L	I	R	N	E	C	R	T	R	A	C	T	O	R	I	O	D
K	W	B	A	J	G	B	R	D	S	T	U	W	X	F	B	M
E	B	D	T	Y	A	C	D	X	L	A	R	A	D	W	O	F



CAN YOU FIND THE HIDDEN WORDS FOUND ON THE APPLE ORCHARD POSTER?


- | | |
|------------|-------------|
| 1. FARMER | 11. LADDER |
| 2. APPLE | 12. BIN |
| 3. CIDER | 13. GROCERY |
| 4. PIE | 14. ORCHARD |
| 5. HARVEST | 15. SPRAY |
| 6. TRACTOR | 16. U PICK |
| 7. BEE | 17. IPM |
| 8. JELLY | 18. STORAGE |
| 9. BLOSSOM | 19. FOOD |
| 10. HONEY | 20. SEASONS |

USE THESE WORDS IN A COMPLETE SENTENCE TO TELL THE STORY ABOUT AN APPLE ORCHARD.

APPLE SENSES

Color the apples. Then smell and taste real apples the same color. Color the face to describe smell and taste.

SMELL




TASTE



APPLE COLOR _____
APPLE NAME _____

SMELL



TASTE



APPLE COLOR _____
APPLE NAME _____

APPLE - JOBS

After reading and viewing the apple orchard poster, fill in the blanks. You may use the job titles listed below to help you.

1. The person who trims branches and limbs from apple trees is called a _____.
2. A _____ maintains the beehives to help with pollination of the apple trees.
3. An _____ helps the farmer determine the best time to spray apples and suggests safe levels of pesticides.
4. Around the orchard, a _____ performs important work such as: planting, spraying, and transporting.
5. The _____'s work is limited to the fall harvest season.
6. Quality, size, and varieties of apples are checked by machines and people called _____.
7. The person who makes fresh apples into cider is called a _____.
8. At a roadside fruit stand, this person helps customers select their apples. What is the name of their job? _____
9. On a visit to a grocery store, apples are usually found in the produce department. What is the name of the person in charge of this department?

10. Apples are made into other products by _____.


Choose the correct answer from these jobs:

Apple Picker
Beekeeper
Cider Maker
Entomologist
Food Processors

Packers
Producer Manager
Pruner
Sales Clerk
Tractor Operator

APPLE NUMBER DOTS

CONNECT THE NUMBERS IN THE CORRECT SEQUENCE TO MAKE APPLE ART.



•2

•3

•4

•5



•23

•24

•22

•6

•7

•8

•9

•10

•11

•12

•13

•14

•15

•21

•20


•19

•18

•17

•16

APPLE COUNTING




How many apples can you count on the apple tree? _____

How many apples can you count on the ground? _____

How many apples can you count in the basket? _____

Color the apples your favorite apple color. Color the tree and basket.

COUNTING APPLES



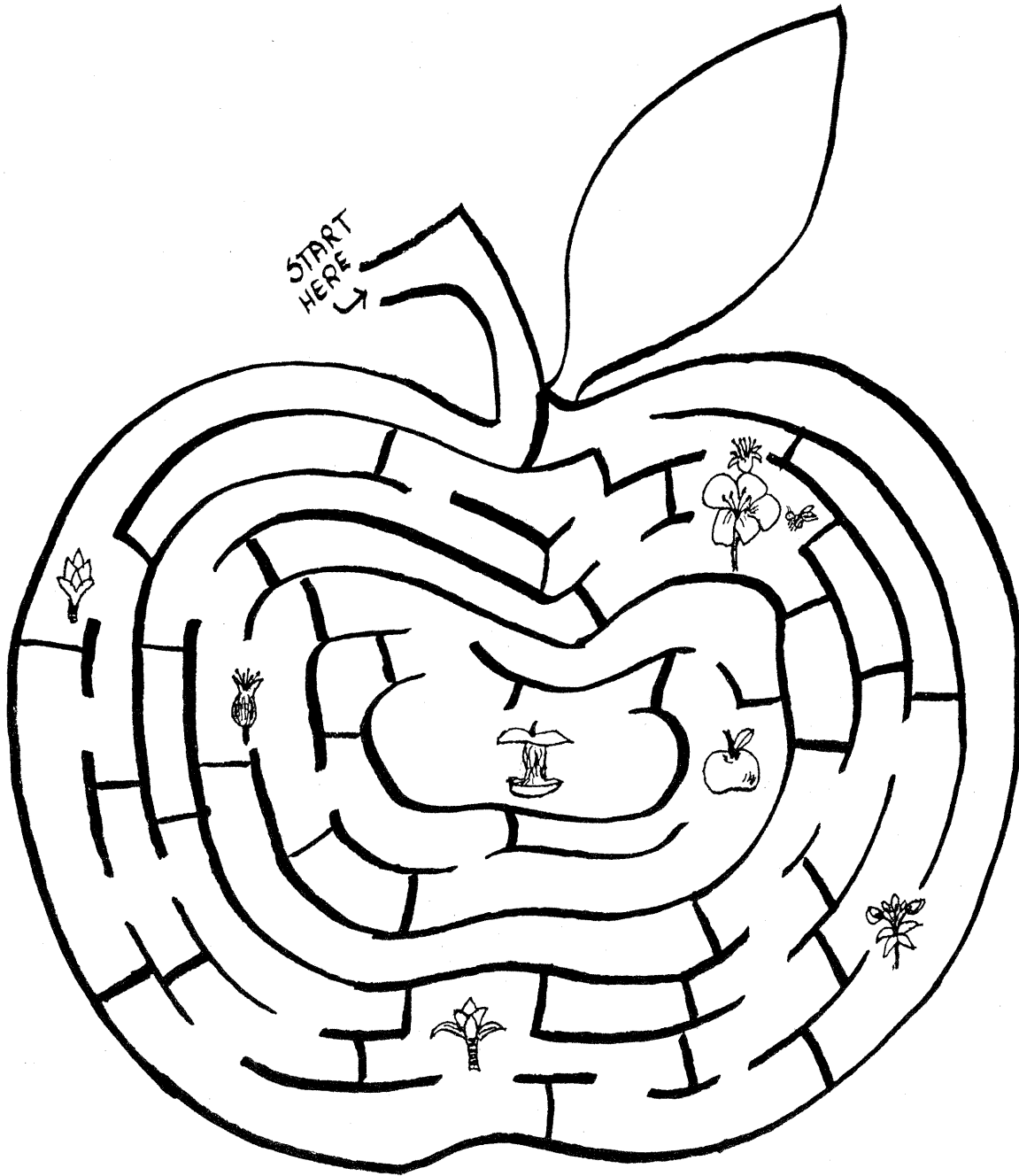
Row 1

Row 2

1. How many apple trees are in Row 1? _____
2. How many apples are on the trees in Row 1? _____
3. How many apple trees are in Row 2? _____
4. How many apples are on the trees in Row 2? _____
5. How many apple trees are in this orchard? _____
6. How many apples are on all the trees? _____

APPLE LIFE CYCLE PUZZLE

SEE IF YOU CAN SOLVE THE APPLE LIFE CYCLE MAP PUZZLE. DRAW A LINE THROUGH THE MAZE TO REACH THE "APPLE CORE."



First Stage - Bud
Second Stage - Green Tip
Third Stage - Pink Pre-Bloom

Fourth Stage - Full Bloom
Fifth Stage - Fruit Set
Sixth Stage - Mature Fruit

USE THE BORDER OF THE APPLE ORCHARD POSTER TO FOLLOW THE APPLE LIFE CYCLE.

APPLES ARE AMAZING

CAN YOU FIND YOUR WAY TO THE APPLE CORE.

